



Device Replacement Savings Estimate Calculator Guide

This tool is designed to provide a visual at the point of sale to educate customers on the potential out-of-pocket cost to replace their device without protection. Below are instructions on how to use the tool and an overview of the information it provides.

Visit the URL below or scan the QR code to access the tool.

cts.assurant.com/ctsclient/tmo/devicereplacementcalc/default.aspx



Getting Started

From the home screen, follow these steps to set up the calculator:

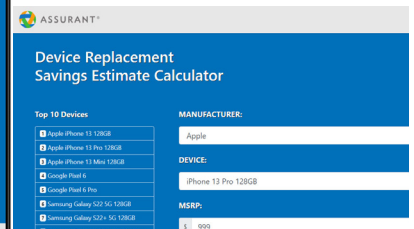
> Select the manufacturer and device

The top 10 most common devices are listed on the home screen for your convenience. Select from this list or use the drop-down menu to find other devices.

> The MSRP will autopopulate

Should you need to adjust the MSRP, this is an editable field.

> Submit



Breaking Down the Math

The next screen will show you:

> The monthly cost of Protection<360>® based on your selected device

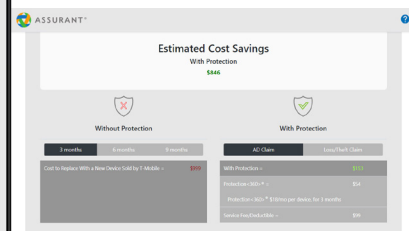
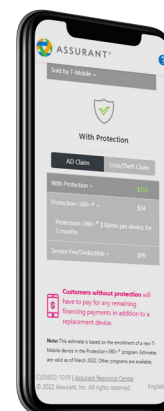
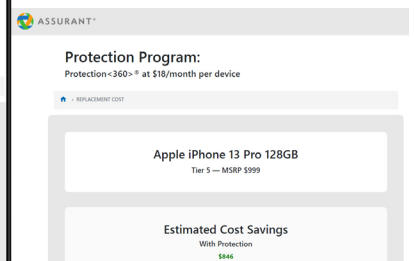
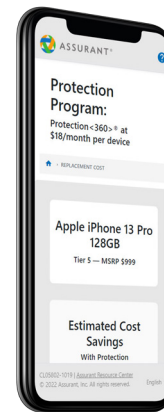
> The name of your selected device, its tier and its MSRP

> The estimated cost savings with protection

This is calculated by subtracting the amount paid (with protection) from the cost to replace with a new device sold by T-Mobile (without protection). In the example provided, the calculation is: \$999 - \$153 = \$846

> The breakdown of the cost savings calculation and a side-by-side comparison of the cost without protection and the cost with protection

You can toggle between 3-, 6- and 9-month periods as well as the type of claim (i.e., Accidental Damage and Loss/Theft) to see the difference between each in cost savings.



For more information, refer to the Protection<360>® brochures (all states and NY-specific) or your handy Protection<360>® product card.

For internal use only. Not to be used by customers.

CL13135-0522
© 2022 Assurant, Inc.